






1. I go to school in . . .

| | | Response Percent | Response Count |
|------------------------------------------|------------------------------------------------------------------------------------|---------------------|-------------------|
| Everett |  | 97.5% | 39 |
| Malden |  | 2.5% | 1 |
| Malden Catholic | | 0.0% | 0 |
| Medford | | 0.0% | 0 |
| Mystic Valley Regional Charter School | | 0.0% | 0 |
| Chelsea | | 0.0% | 0 |
| Wilmington | | 0.0% | 0 |
| Pope John XXIII High School | | 0.0% | 0 |
| Cheverus Centennial School | | 0.0% | 0 |
| St. Clement High School | | 0.0% | 0 |
| St. Raphael | | 0.0% | 0 |
| Waltham | | 0.0% | 0 |
| Other (please specify) | | | 0 |
| answered question | | | 40 |
| skipped question | | | 0 |

2. I am a student in grade. . .

| | Response Average | Response Total | Response Count |
|---------------------|---------------------|-------------------|-------------------|
| Enter grade number: | 61.08 | 2,443 | 40 |
| answered question | | | 40 |
| skipped question | | | 0 |





3. How often do you access the Internet?

| | Response Percent | Response Count |
|--------------------------------------------------------------------------------------------------------------|---------------------|-------------------|
| Every day  | 84.6% | 33 |
| More than two times a week  | 12.8% | 5 |
| Once a week  | 2.6% | 1 |
| Less than once a week | 0.0% | 0 |
| Never | 0.0% | 0 |
| answered question | | 39 |
| skipped question | | 1 |




4. I access the Internet at home to.

| | Yes | No | Response Count |
|-----------------------------------------------------------------|--------------------|-------------------|----------------|
| Do homework | 79.5% (31) | 20.5% (8) | 39 |
| Play games | 78.9% (30) | 21.1% (8) | 38 |
| Chat with friends | 81.6% (31) | 18.4% (7) | 38 |
| Find answers to questions | 92.1% (35) | 7.9% (3) | 38 |
| e-mail | 87.2% (34) | 12.8% (5) | 39 |
| Surf the web | 89.5% (34) | 10.5% (4) | 38 |
| Build websites | 11.1% (4) | 88.9% (32) | 36 |
| Shop | 61.1% (22) | 38.9% (14) | 36 |
| Download music | 81.1% (30) | 18.9% (7) | 37 |
| Download movies and videos | 50.0% (18) | 50.0% (18) | 36 |
| Listen to music | 92.3% (36) | 7.7% (3) | 39 |
| Watch tv or movies | 73.7% (28) | 26.3% (10) | 38 |
| Watch YouTube | 100.0% (39) | 0.0% (0) | 39 |
| Participate in virtual worlds (ex. Second Life, Warcraft, etc.) | 30.6% (11) | 69.4% (25) | 36 |
| Share photos on websites | 70.3% (26) | 29.7% (11) | 37 |
| Access networking sites such as Facebook | 94.7% (36) | 5.3% (2) | 38 |
| Use message boards | 37.1% (13) | 62.9% (22) | 35 |
| answered question | | | 39 |
| skipped question | | | 1 |










5. When I access the Internet at home I am. . . (Check all that apply)

| | | Response Percent | Response Count |
|-----------------------|------------------------------------------------------------------------------------|---------------------|-------------------|
| Alone |  | 92.3% | 36 |
| With a brother/sister |  | 35.9% | 14 |
| With an adult |  | 33.3% | 13 |
| With friends |  | 43.6% | 17 |
| | Other (please specify) | | 0 |
| answered question | | | 39 |
| skipped question | | | 1 |

6. Are there parental controls when you use to access the Internet?

| | | Response Percent | Response Count |
|---------------------------------------------------------|--------------------------------------------------------------------------------------|---------------------|-------------------|
| Yes, all of the devices (such as computer, phone, etc.) |  | 7.9% | 3 |
| Some of the devices but not all of the devices |  | 7.9% | 3 |
| None of the devices |  | 84.2% | 32 |
| | Other (please specify) | | 1 |
| answered question | | | 38 |
| skipped question | | | 2 |









7. On a regular basis I use a... (Check all that apply)

| | | Response Percent | Response Count |
|------------------------------------------|------------------------------------------------------------------------------------|---------------------|-------------------|
| desktop computer |  | 41.0% | 16 |
| laptop computer |  | 61.5% | 24 |
| iPad or other tablet computer |  | 7.7% | 3 |
| digital video camera |  | 10.3% | 4 |
| digital still camera |  | 12.8% | 5 |
| iPod |  | 46.2% | 18 |
| Blackberry |  | 5.1% | 2 |
| Other phone that can access the Internet |  | 20.5% | 8 |
| cell phone |  | 84.6% | 33 |






Other (please specify) 4

| | |
|--------------------------|-----------|
| answered question | 39 |
| skipped question | 1 |

8. I use technology such as a computer, iPod or phone to . . . (check all that apply)

| | | Response Percent | Response Count |
|-------------------------------------------------|------------------------------------------------------------------------------------|---------------------|-------------------|
| Download music |  | 80.0% | 28 |
| Listen to Podcasts |  | 25.7% | 9 |
| Upload Podcasts that I create |  | 2.9% | 1 |
| Download movies or TV shows |  | 51.4% | 18 |
| Manage my school schedule using the calendar |  | 28.6% | 10 |
| Improve my vocabulary skills |  | 25.7% | 9 |
| Help prepare for a test |  | 45.7% | 16 |
| Store electronic files |  | 48.6% | 17 |
| Other (please specify) | | | 2 |
| answered question | | | 35 |
| skipped question | | | 5 |

9. I use a computer in class. . .

| | | Response Percent | Response Count |
|-----------------------------------|-----------------------------------------------------------------------------------|---------------------|-------------------|
| Every day |  | 23.7% | 9 |
| More than two times a week |  | 28.9% | 11 |
| Once a week |  | 15.8% | 6 |
| Less than once a week |  | 18.4% | 7 |
| Never |  | 13.2% | 5 |
| Other (please specify) | | | 0 |
| answered question | | | 38 |
| skipped question | | | 2 |




10. In the last month, did you use a computer in the following classes?

| | Yes | No | Response Count |
|--------------------------|-------------------|-------------------|-------------------|
| Art | 6.5% (2) | 93.5% (29) | 31 |
| English | 9.1% (3) | 90.9% (30) | 33 |
| Foreign Language | 40.0% (14) | 60.0% (21) | 35 |
| History | 27.3% (9) | 72.7% (24) | 33 |
| Math | 9.7% (3) | 90.3% (28) | 31 |
| Science | 85.3% (29) | 17.6% (6) | 34 |
| Business | 3.2% (1) | 96.8% (30) | 31 |
| Music | 3.2% (1) | 96.8% (30) | 31 |
| answered question | | | 38 |
| skipped question | | | 2 |







11. In the last month did you do the following in science class?

| | Yes | No | Response Count |
|-------------------------------------------------|-------------------|-------------------|----------------|
| Do Internet research | 81.1% (30) | 18.9% (7) | 37 |
| Use Word Processing | 23.5% (8) | 76.5% (26) | 34 |
| Create a Powerpoint presentation | 75.7% (28) | 24.3% (9) | 37 |
| Record my voice for a podcast | 3.1% (1) | 96.9% (31) | 32 |
| Use a spreadsheet to analyze data | 6.1% (2) | 93.9% (31) | 33 |
| Use Inspiration to complete a graphic organizer | 15.6% (5) | 84.4% (27) | 32 |
| Edit digital images | 18.8% (6) | 81.3% (26) | 32 |
| Use digital videos to create a project | 17.6% (6) | 82.4% (28) | 34 |
| Use Prezi | 6.5% (2) | 93.5% (29) | 31 |
| Use Twitter | 6.5% (2) | 93.5% (29) | 31 |
| View PhET simulations | 6.5% (2) | 93.5% (29) | 31 |
| View PBS Teacher's Domain | 9.7% (3) | 90.3% (28) | 31 |
| View Wolfram Demonstrations | 9.7% (3) | 90.3% (28) | 31 |
| Use Wordle | 6.5% (2) | 93.5% (29) | 31 |
| Use SlideShare | 9.7% (3) | 90.3% (28) | 31 |
| Use Google Docs | 26.5% (9) | 73.5% (25) | 34 |
| Use Glogster | 6.5% (2) | 93.5% (29) | 31 |
| Use a Wiki | 27.3% (9) | 72.7% (24) | 33 |
| Use a classroom clicker | 9.4% (3) | 90.6% (29) | 32 |
| View YouTube | 53.1% (17) | 46.9% (15) | 32 |
| answered question | | | 38 |
| skipped question | | | 2 |

12. When using the computer for school projects I . . .

| | | Response Percent | Response Count |
|---------------------------------------------------------------|-----------------------------------------------------------------------------------|---------------------|-------------------|
| work alone |  | 33.3% | 12 |
| sometimes work alone and sometimes with classmates |  | 61.1% | 22 |
| mostly work with classmates |  | 5.6% | 2 |
| always work with classmates | | 0.0% | 0 |
| answered question | | | 36 |
| skipped question | | | 4 |

13. I MOST like using computers at school for. . .

| | | Response Percent | Response Count |
|-----------------------------------|-------------------------------------------------------------------------------------|---------------------|-------------------|
| viewing Web pages |  | 25.0% | 9 |
| working on school projects |  | 44.4% | 16 |
| playing games |  | 16.7% | 6 |
| writing assignments |  | 2.8% | 1 |
| learning mathematics | | 0.0% | 0 |
| learning about science |  | 8.3% | 3 |
| viewing simulations |  | 2.8% | 1 |
| answered question | | | 36 |
| skipped question | | | 4 |

14. Using computers...

| | Strongly agree | Agree | Undecided | Disagree | Strongly disagree | Response Count |
|------------------------------------------|----------------|------------|-----------|----------|-------------------|----------------|
| makes school more interesting | 71.4% (25) | 25.7% (9) | 2.9% (1) | 0.0% (0) | 0.0% (0) | 35 |
| makes school easier | 68.6% (24) | 25.7% (9) | 2.9% (1) | 2.9% (1) | 0.0% (0) | 35 |
| helps me with research | 82.9% (29) | 14.3% (5) | 2.9% (1) | 0.0% (0) | 0.0% (0) | 35 |
| helps me communicate with my teacher | 47.1% (16) | 14.7% (5) | 26.5% (9) | 8.8% (3) | 8.8% (3) | 34 |
| helps me communicate with other students | 50.0% (17) | 14.7% (5) | 26.5% (9) | 5.9% (2) | 2.9% (1) | 34 |
| helps me solve problems | 68.6% (24) | 22.9% (8) | 5.7% (2) | 2.9% (1) | 0.0% (0) | 35 |
| helps me produce papers | 71.4% (25) | 22.9% (8) | 2.9% (1) | 2.9% (1) | 0.0% (0) | 35 |
| helps me produce lab reports | 71.4% (25) | 20.0% (7) | 5.7% (2) | 2.9% (1) | 0.0% (0) | 35 |
| helps me with presentations | 77.1% (27) | 25.7% (9) | 0.0% (0) | 0.0% (0) | 0.0% (0) | 35 |
| helps me perform better | 65.7% (23) | 31.4% (11) | 5.7% (2) | 0.0% (0) | 0.0% (0) | 35 |

Comment about computers in school

5

| | |
|-------------------|----|
| answered question | 36 |
| skipped question | 4 |

15. Please provide comments about your experiences using computers in school or for homework.

| | Response Count |
|-------------------|----------------|
| | 16 |
| answered question | 16 |
| skipped question | 24 |